

- Maximum continuous current 300A at 85° C
- Second circuit power off simultaneously
- Non-reversible device
- High peak current carrying capability up to 2000 A

### Product description:

A pyrotechnical actuator separates the electric connection irreversibly. Pyrotechnical switches are installed in many road vehicles. It is triggered by the ECU, and is used to separate the "starter-generator-cable" from the electrical system (battery).

A second circuit is disconnected simultaneously.

### Typical applications:

Battery disconnection to prevent fire caused by short circuits during/after an accident. Second circuit can be used as cut-off information

### Switching capacity

Ohmic load	2000 A / 200 V
Inductive load (60µH)	2000 A / 150 V
Capacitive load	> 200 V, contact us

### Current carrying capacity

85°C, load cable 50 mm <sup>2</sup>	300 A
105°C, load cable 50 mm <sup>2</sup>	250 A
125°C, load cable 50 mm <sup>2</sup>	200 A
Maximum short-time current	
23°C, load cable 50 mm <sup>2</sup>	2000 A / 10 s 25000 A / 5 ms

### Busbar

Contact raw-material (base)	CuSn 0,15
Contact plating material (lead-free)	Sn/Ni
Busbar profile	
Cross-section nominal	32 mm <sup>2</sup>

### Second circuit

Contact raw-material (base)	Cu-Alloy
Contact plating material (lead-free)	Ag/Ni
wire cross section	0.02 mm <sup>2</sup>

### Initiator Data (1/2)

Qualified acc. to	AK-LV 16 & USCAR
Initiator resistance	≥1,7 Ω and ≤ 2,5 Ω



### Initiator Data (2/2)

All- Fire current	1,75 A / 0,5 ms
or	1,20 A / 2,0 ms
No-Fire current	≤ 0,4 A
or	≤ 5,0 A / ≤ 4 µs
Monitor current:	100 mA

### Operation time

Release time	< 3 ms
--------------	--------

### Resistance & Insulation data

Busbar resistance (at RT)	
before ops.	≤ 0,1 mΩ
after ops	≥ 10 MΩ

### Temperature

Operating temperature	-40°C... + 125° C
Environmental temperature	-40°C... + 105° C
Storage temperature	-40°C..... + 65° C
Self-ignition	≥ 210° C

### Other Data

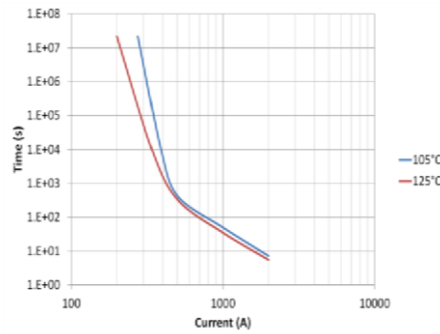
Vibration resistance acc. to	ISO 16 750 – 3
Mech. Shock resistance acc. to	ISO 16 750 – 3
Temperature cycle resistance acc. to	ISO 16 750 – 4
Chemical loads resistance acc. to	ISO 16 750 – 5
Terminal type	
on bus-bar	M8 screw
on second circuit	NanoMQS
on initiator	AK-1
Weight	65 g
Packaging unit	
Small unit (cardboard box)	98 pcs.
Large unit (container)	1960 pcs.

*We refer emphatically to the fact, that all details mentioned, especially the application and utilization recommendation for the products and their system accessories, have been developed under normal conditions, and based on our knowledge and experience. Appropriate storage and usage of the products are assumed. A warranty or reliability of a finished project cannot be deduced because of varying materials, substrates and differing work conditions, neither by any indications nor from verbal statements, irrespective of any legal positions. For the possible accusation that FDT acted intentionally or grossly negligent, the user has to supply evidence that they provided Autoliv with all information and details necessary for an appropriate and correct evaluation through Autoliv in written form, immediately available and complete. The user is responsible for ensuring that the products are suitable for the given application. It is Autoliv's right to change product specifications without notice. Property rights of third parties are to be considered. In addition our particular sales and delivery terms are valid. The latest version of our product data sheet is obligatory, which can be requested directly through Autoliv. All information as well as all technical and drawing data comply with current technical standards and are based on our experience. National standards and regulations must be observed. Technical changes reserved. As of January 2016. ©2016*

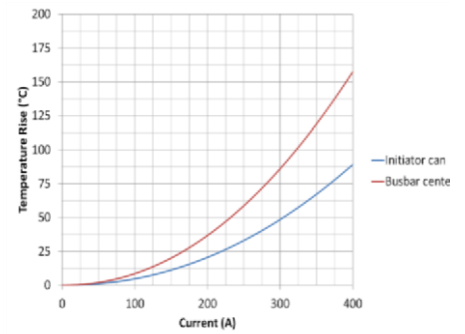


Not yet available

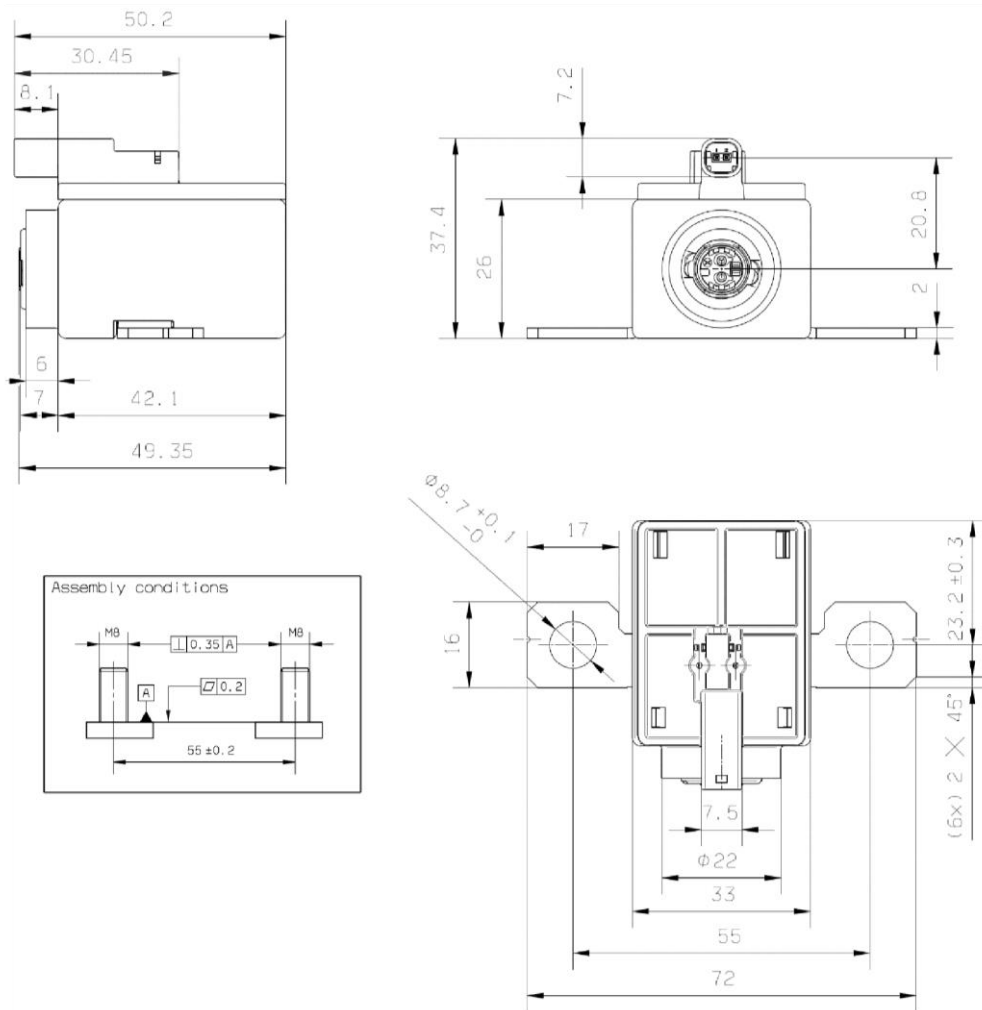
Derating curve



Temperature rise curve



### Dimensions



We refer emphatically to the fact, that all details mentioned, especially the application and utilization recommendation for the products and their system accessories, have been developed under normal conditions, and based on our knowledge and experience. Appropriate storage and usage of the products are assumed. A warranty or reliability of a finished project cannot be deduced because of varying materials, substrates and differing work conditions, neither by any indications nor from verbal statements, irrespective of any legal positions. For the possible accusation that FDT acted intentionally or grossly negligent, the user has to supply evidence that they provided Autoliv with all information and details necessary for an appropriate and correct evaluation through Autoliv in written form, immediately available and complete. The user is responsible for ensuring that the products are suitable for the given application. It is Autoliv's right to change product specifications without notice. Property rights of third parties are to be considered. In addition our particular sales and delivery terms are valid. The latest version of our product data sheet is obligatory, which can be requested directly through Autoliv. All information as well as all technical and drawing data comply with current technical standards and are based on our experience. National standards and regulations must be observed. Technical changes reserved. As of January 2016. © 2016

